

| Candidate                           | Party                  | Votes           | Declared |
|-------------------------------------|------------------------|-----------------|----------|
| <b>ACOCKS GREEN</b>                 |                        |                 |          |
| <b>1. Candidate Results</b>         |                        |                 |          |
| <input checked="" type="checkbox"/> | Baker, Amanda Caroline | The Green Party | 225      |
| <input checked="" type="checkbox"/> | Flynn, Eamonn Kevin    |                 |          |

| Candidate  | Party                                  | Votes | Declared |
|--|--|-------|----------|
| <input checked="" type="checkbox"/> O'Driscoll, Moira Ann  | Trade Unionist and Socialist Coalition | 62    |          |
| <input checked="" type="checkbox"/> Thorneycroft, Peter Dominic  | The Green Party                        | 216   |          |
| <b>2. Ward Results</b>   |  |       |          |
| <input checked="" type="checkbox"/> Elected Candidate: FLOOD, Des<br>Majority : 810<br>CON HOLD<br>Rejected : 38<br>Total Votes : 4658<br>% Poll : 27.30<br>Electorate : 17060 |  |       | YES      |
| <b>BILLESLEY</b>   |  |       |          |
| <b>1. Candidate Results</b>  |  |       |          |
| <input checked="" type="checkbox"/> Dalton, James M2(d)-3.70901(a)-3.70901(t)-1.8545EjEhe Green Party  |  |       |          |

**Candidate**

**Party**

**Votes**

**Declared**

**Candidate**

**Party**

**Votes**

**Declared**



**Candidate**

**Party**

**Votes**

**Declared**















---



| Candidate   | Party                                  | Votes | Declared |
|---|--|-------|----------|
| <input checked="" type="checkbox"/> Williams, Terry                             | National Front                         | 21    |          |
| <b>2. Ward Results</b>  |  |       |          |
| <input checked="" type="checkbox"/> Elected Candidate: SAMBROOK, Gary William*  |  |       | YES      |
| Majority : 207  |  |       |          |
| CON HOLD  |  |       |          |
| Rejected : 28   |  |       |          |
| Total Votes : 4304  |  |       |          |
| % Poll : 26.06  |  |       |          |
| Electorate : 16513  |  |       |          |
| <b>LADYWOOD</b>   |  |       |          |
| <b>1. Candidate Results</b>   |  |       |          |
| <input checked="" type="checkbox"/> Coleman, Rob                                | The Conservative Party                 | 735   |          |
| <input checked="" type="checkbox"/> Hardy, Gareth Andrew                        | Liberal Democrats                      | 284   |          |
| <input checked="" type="checkbox"/> Hartley, Kath*                              | Labour Party                           | 2337  |          |
| <input checked="" type="checkbox"/> Myers, Sara Amanda                          | The Green Party                        | 372   |          |
| <b>2. Ward Results</b>  |  |       |          |
| <input checked="" type="checkbox"/> Elected Candidate: HARTLEY, Kath*           |  |       | YES      |
| Majority : 1602   |  |       |          |
| LAB HOLD  |  |       |          |
| Rejected : 38   |  |       |          |
| Total Votes : 3766  |  |       |          |
| % Poll : 21.98  |  |       |          |
| Electorate : 17127  |  |       |          |
| <b>LONGBRIDGE</b>   |  |       |          |
| <b>1. Candidate Results</b>   |  |       |          |
| <input checked="" type="checkbox"/> Caldicott, Dan                              | The Conservative Party                 | 1316  |          |
| <input checked="" type="checkbox"/> Griffiths, Carole Lesley                    | Labour Party                           | 1753  |          |
| <input checked="" type="checkbox"/> Hannon, Kevin Francis                       | Liberal Democrats                      | 147   |          |
| <input checked="" type="checkbox"/> Morris, Kevin Robert                        | UK Independence Party (UKIP)           | 993   |          |
| <input checked="" type="checkbox"/> Sharman, Elizabeth                          | The Green Party                        | 152   |          |
| <input checked="" type="checkbox"/> Walder, Clive Richard                       | Trade Unionist and Socialist Coalition | 50    |          |
| <b>2. Ward Results</b>  |  |       |          |
| <input checked="" type="checkbox"/> Elected Candidate: GRIFFITHS, Carole Lesley |  |       | YES      |
| Majority : 437  |  |       |          |
| LAB HOLD  |  |       |          |
| Rejected : 20   |  |       |          |
| Total Votes : 4431  |  |       |          |
| % Poll : 24.45  |  |       |          |
| Electorate : 18120  |  |       |          |

| Candidate  | Party                        | Votes | Declared   |
|--|------------------------------|-------|------------|
| <b>LOZELLS AND EAST HANDSWORTH</b>   |                              |       |            |
| <b>1. Candidate Results</b>  |                              |       |            |
| <input checked="" type="checkbox"/> Chumber, Ravi                                | The Conservative Party       | 448   |            |
| <input checked="" type="checkbox"/> Clawley, Hazel Marjorie                      | The Green Party              | 295   |            |
| <input checked="" type="checkbox"/> Hussain, Mahmood*                            | Labour Party                 | 4967  |            |
| <input checked="" type="checkbox"/> Kaur, Baljinder                              | Liberal Democrats            | 250   |            |
| <b>2. Ward Results</b>   |                              |       |            |
| <input checked="" type="checkbox"/> Elected Candidate: HUSSAIN, Mahmood*         |                              |       | <b>YES</b> |
| Majority : 4519  |                              |       |            |
| LAB HOLD   |                              |       |            |
| Rejected : 75  |                              |       |            |
| Total Votes : 6035   |                              |       |            |
| % Poll : 33.00   |                              |       |            |
| Electorate : 18283   |                              |       |            |
| <b>MOSELEY AND KINGS HEATH</b>   |                              |       |            |
| <b>1. Candidate Results</b>  |                              |       |            |
| <input checked="" type="checkbox"/> Grant, Robert Andrew                         | The Green Party              | 554   |            |
| <input checked="" type="checkbox"/> Lowry, Kenneth Russell                       | UK Independence Party (UKIP) | 231   |            |
| <input checked="" type="checkbox"/> Mullaney, Martin James Paul                  | Liberal Democrats            | 1945  |            |
| <input checked="" type="checkbox"/> Trickett, Lisa Stephanie*                    | Labour Party                 | 4029  |            |
| <input checked="" type="checkbox"/> Williams, Owen Vaughan                       | The Conservative Party       | 522   |            |
| <b>2. Ward Results</b>   |                              |       |            |
| <input checked="" type="checkbox"/> Elected Candidate: TRICKETT, Lisa Stephanie* |                              |       | <b>YES</b> |
| Majority : 2084  |                              |       |            |
| LAB HOLD   |                              |       |            |
| Rejected : 34  |                              |       |            |
| Total Votes : 7315   |                              |       |            |
| % Poll : 40.22   |                              |       |            |
| Electorate : 18187   |                              |       |            |
| <b>NECHELLS</b>  |                              |       |            |
| <b>1. Candidate Results</b>  |                              |       |            |
| <input checked="" type="checkbox"/> Ali, Tahir*                                  | Labour Party                 | 3405  |            |
| <input checked="" type="checkbox"/> Assheton, Janet Elizabeth                    | The Green Party              | 295   |            |
| <input checked="" type="checkbox"/> Jolliffe, Nicholas Mabin                     | Liberal Democrats            | 174   |            |
| <input checked="" type="checkbox"/> Watkins, Emma Jane                           | The Conservative Party       | 414   |            |
| <b>2. Ward Results</b>   |                              |       |            |



| Candidate  | Party                        | Votes | Declared |
|--|------------------------------|-------|----------|
|  Elected Candidate: ALI, Tahir*<br>Majority : 2991<br>LAB HOLD<br>Rejected : 62<br>Total Votes : 4350<br>% Poll : 25.84<br>Electorate : 16831               |                              |       | YES      |
| <b>NORTHFIELD</b>  |                              |       |          |
| <b>1. Candidate Results</b>  |                              |       |          |
|  Lawrence, Les  | The Conservative Party       | 2098  |          |
|  Moles, Andy  | Liberal Democrats            | 156   |          |
|  Nunan, Fiona Sarah   | The Green Party              | 575   |          |
|  O'Reilly, Brett Andrew*  | Labour Party                 | 2283  |          |
|  Rowe, Keith Alexander  | UK Independence Party (UKIP) | 752   |          |
| <b>2. Ward Results</b>   |                              |       |          |
|  Elected Candidate: O'REILLY, Brett Andrew*<br>Majority : 185<br>LAB HOLD<br>Rejected : 29<br>Total Votes : 5893<br>% Poll : 31.36<br>Electorate : 18787    |                              |       | YES      |
| <b>OSCOTT</b>  |                              |       |          |
| <b>1. Candidate Results</b>  |                              |       |          |
|  Chatfield, Tristan John*   | Labour Party                 | 2042  |          |
|  Davidson, Adrian   | National Front               | 37    |          |
|  Eyles, Harry   | The Green Party              | 108   |          |
|  Fullylove, Andrew James  | Liberal Democrats            | 164   |          |
|  Green, Graham Geoffrey   | The Conservative Party       | 1100  |          |
|  Tempest, Roger David   | UK Independence Party (UKIP) | 926   |          |
| <b>2. Ward Results</b>   |                              |       |          |
|  Elected Candidate: CHATFIELD, Tristan John*<br>Majority : 942<br>LAB HOLD<br>Rejected : 31<br>Total Votes : 4408<br>% Poll : 24.98<br>Electorate : 17646 |                              |       | YES      |
| <b>PERRY BARR</b>  |                              |       |          |

Candidate

Party






Declared

---

---

**1. Candidate Results**



| Candidate  | Party             | Votes | Declared |
|--|-------------------|-------|----------|
|  Elected Candidate: MCCARTHY, Karen Teresa*<br>Majority : 1362<br>LAB HOLD<br>Rejected : 27<br>Total Votes : 4158<br>% Poll : 30.95<br>Electorate : 13431 |                   |       | YES      |
| <b>SHARD END</b>   |                   |       |          |
| <b>1. Candidate Results</b>  |                   |       |          |
|  Barber, Christopher Francis  | Liberal Democrats | 104   |          |
|  Braithwaite, Sam Jay   | The Green Party   | 106   |          |
|  Bridle, Marje*   | Labour Party      | 2437  |          |
|  Clayton, Paul Stephen  |                   |       |          |

Candidate

Party




Votes

Declared

---

---

SOHO

| Candidate  | Party             | Votes | Declared |
|--|-------------------|-------|----------|
|  Elected Candidate: AZIM, Mohammed*<br>Majority : 5726<br>LAB HOLD<br>Rejected : 79<br>Total Votes : 7006<br>% Poll : 37.10<br>Electorate : 18882 |                   |       | YES      |
| <b>SPRINGFIELD</b>   |                   |       |          |
| <b>1. Candidate Results</b>  |                   |       |          |
|  Brijmohun, Seeyam  | The Green Party   | 174   |          |
|  Evans, Jerry*  | Liberal Democrats |       |          |

| Candidate  | Party                                  | Votes | Declared |
|--|--|-------|----------|
| <input checked="" type="checkbox"/> Jones, Josh*           | Labour Party                           | 2533  |          |
| <input checked="" type="checkbox"/> Leung, Leona Wing Heng | The Conservative Party                 | 698   |          |
| <input checked="" type="checkbox"/> Meehan, Albert Stanley | UK Independence Party (UKIP)           | 535   |          |
| <input checked="" type="checkbox"/> Smith, Darren          | The Green Party                        | 133   |          |
| <input checked="" type="checkbox"/> Woodley, Ted           | Trade Unionist and Socialist Coalition | 71    |          |

## 2. Ward Results

- Elected Candidate: JONES, Josh\*  
Majority : 1835  
LAB HOLD  
Rejected : 32  
Total Votes : 4191  
% Poll : 25.88  
Electorate : 16192

YES














## SUTTON FOUR OAKS

### 1. Candidate Results

|  |                              |      |  |
|--|------------------------------|------|--|
| <input checked="" type="checkbox"/> Duffy, Hubert Joseph     | Liberal Democrats            | 354  |  |
| <input checked="" type="checkbox"/> French, Peter Robert     | Labour Party                 | 970  |  |
| <input checked="" type="checkbox"/> Jenkins, Meirion*        | The Conservative Party       | 4022 |  |
| <input checked="" type="checkbox"/> Ratcliff, David Martin   | The Green Party              | 331  |  |
| <input checked="" type="checkbox"/> Shorrocks, Stephen Holme | UK Independence Party (UKIP) | 845  |  |

### 2. Ward Results

- Elected Candidate: JENKINS, Meirion\*  
Majority : 3052  
CON HOLD  
Rejected : 28  
Total Votes : 6550  
% Poll : 34.50  
Electorate : 18984

| Candidate   | Party                      | Votes                        | Declared |
|---|----------------------------|------------------------------|----------|
|  <p>Elected Candidate: YIP, Alex Wan*<br/> Majority : 2270<br/> CON HOLD<br/> Rejected : 36<br/> Total Votes : 5618<br/> % Poll : 32.48<br/> Electorate : 17293</p>        |                            |                              | YES      |
| <b>SUTTON TRINITY</b>   |                            |                              |          |
| <b>1. Candidate Results</b>   |                            |                              |          |
|    | Barley, Roger Eric         | Labour Party                 | 1265     |
|    | England, Eloise Zara Robyn | The Green Party              | 309      |
|    | Joyce, Michael             | UK Independence Party (UKIP) | 879      |
|    | Waddington, Margaret*      | The Conservative Party       | 2890     |
|    | Wilkinson, Jennifer Jane   | Liberal Democrats            | 360      |
| <b>2. Ward Results</b>  |                            |                              |          |
|  <p>Elected Candidate: WADDINGTON, Margaret*<br/> Majority : 1625<br/> CON HOLD<br/> Rejected : 31<br/> Total Votes : 5734<br/> % Poll : 29.58<br/> Electorate : 19384</p> |                            |                              | YES      |
| <b>SUTTON VESEY</b>   |                            |                              |          |
| <b>1. Candidate Results</b>   |                            |                              |          |
|    | Challenor, Zoe Rachel      | The Green Party              | 163      |
|   | Lippiatt, Sally Lester     | Liberal Democrats            | 163      |
|    | Pocock, Rob*               | Labour Party                 | 4102     |
|    | Smith, Maureen             | UK Independence Party (UKIP) | 457      |
|    | Webb, Suzanne Jane         | The Conservative Party       | 2303     |
| <b>2. Ward Results</b>  |                            |                              |          |
|  <p>Elected Candidate: POCOCK, Rob*<br/> Majority : 1799<br/> LAB HOLD<br/> Rejected : 35<br/> Total Votes : 7223<br/> % Poll : 39.77<br/> Electorate : 18161</p>        |                            |                              | YES      |
| <b>TYBURN</b>   |                            |                              |          |
| <b>1. Candidate Results</b>   |                            |                              |          |

| Candidate  | Party                                  | Votes | Declared   |
|--|--|-------|------------|
| <input checked="" type="checkbox"/> Brown, Mick*                     | Labour and Co-operative Party          | 1780  |            |
| <input checked="" type="checkbox"/> Esposito, Giovanni               | The Green Party                        | 86    |            |
| <input checked="" type="checkbox"/> Garcarz, Andrew                  | UK Independence Party (UKIP)           | 747   |            |
| <input checked="" type="checkbox"/> Holtom, Ann                      | Liberal Democrats                      | 318   |            |
| <input checked="" type="checkbox"/> O'Connor, Marie Emma             | Trade Unionist and Socialist Coalition | 54    |            |
| <input checked="" type="checkbox"/> Welch, Clifton Frederick         | The Conservative Party                 | 747   |            |
| <b>2. Ward Results</b>   |  |       |            |
| <input checked="" type="checkbox"/> Elected Candidate: BROWN, Mick*  |  |       | <b>YES</b> |
| Majority : 1033  |  |       |            |
| LAB HOLD   |  |       |            |
| Rejected : 30  |  |       |            |
| Total Votes : 3762   |  |       |            |
| % Poll : 22.87   |  |       |            |
| Electorate : 16443   |  |       |            |
| <b>WASHWOOD HEATH</b>  |  |       |            |
| <b>1. Candidate Results</b>  |  |       |            |
| <input checked="" type="checkbox"/> Delaney, Adrian Joseph           | The Conservative Party                 | 350   |            |
| <input checked="" type="checkbox"/> Khan, Mariam*                    | Labour Party                           | 6136  |            |
| <input checked="" type="checkbox"/> McKears, Jane                    | The Green Party                        | 254   |            |
| <input checked="" type="checkbox"/> Rehman, Shamsur                  | Liberal Democrats                      | 821   |            |
| <b>2. Ward Results</b>   |  |       |            |
| <input checked="" type="checkbox"/> Elected Candidate: KHAN, Mariam* |  |       | <b>YES</b> |
| Majority : 5315  |  |       |            |
| LAB HOLD   |  |       |            |
| Rejected : 81  |  |       |            |
| Total Votes : 7642   |  |       |            |
| % Poll : 38.95   |  |       |            |
| Electorate : 19618   |  |       |            |
| <b>WEOLEY</b>  |  |       |            |
| <b>1. Candidate Results</b>  |  |       |            |
| <input checked="" type="checkbox"/> Brookes, Steven John             | UK Independence Party (UKIP)           | 739   |            |
| <input checked="" type="checkbox"/> Freeman, Eddie*                  | The Conservative Party                 | 1943  |            |
| <input checked="" type="checkbox"/> Haynes, Steve                    | Liberal Democrats                      | 213   |            |
| <input checked="" type="checkbox"/> Johnson, Julie                   | Labour Party                           | 2125  |            |
| <input checked="" type="checkbox"/> Kerr-Morgan, Ben Glynne Thomas   | The Green Party                        | 200   |            |
| <b>2. Ward Results</b>   |  |       |            |



| Candidate  | Party | Votes | Declared |
|--|-------|-------|----------|
|  Elected Candidate: JOHNSON, Julie<br>Majority : 182<br>LAB GAIN<br>Rejected : 27<br>Total Votes : 5247<br>% Poll : 30.27<br>Electorate : 17330 |       |       | YES      |